



# Summer Fields School

KAILASH COLONY, NEW DELHI-110048

ACADEMIC SESSION 2021-2022

EVS

CLASS-I

**TOPIC:SAFETY FIRST (PART-I)**





# MIND OPENER

- **In your school you have to obey rules.**
- **People driving on roads have to obey rules.**
- **Why do you think we have rules.**
- **If nobody obeys the rules on the road, what will happen?**

# **BE GOOD, BE SAFE**

**Dear children**

**Everybody loves you. That is why they tell you to obey safety rules.**

**There are many safety rules that children must follow inside and outside the house.**

**Rules are made for our safety. If we follow them, we are safe.**

# HERE ARE SOME SAFETY RULES

## WHEN ON THE ROAD

- Always walk on the footpath.



- Cross the road only at the zebra crossing.



## WHEN ON THE ROAD

- Before crossing the road, look to the right, then to your left and then to your right again. Now, walk across if the road is clear.
- Always cross the road with a grown-up.



# ALWAYS REMEMBER!

- **Never run while crossing the road.**
- **Remember the rules while travelling to school in a bus/van.**
- **Stand in a line while waiting for the bus.**
- **Get in or out off the bus only after the bus/van or any other vehicle has stopped moving.**
- **Never stick your head or arms out of the window of the vehicle. You can get hit by a passing vehicle.**



# SAFETY RULES WHEN YOU PLAY

- Every game has its rules. Following the rules is good for everyone. Everyone will enjoy the game and also be safe.

- Do not fight.

- Do not hurt each other while playing.

- Play in a safe place. Play in a park or a garden or at home



# SAFETY RULES WHEN YOU SWIM

- Always go to the pool with a grown-up.
- Do not play rough games in the pool.
- Always take a rubber tube with you.
- Avoid going in the deep end.






## SOME MORE THINGS YOU MUST NEVER, NEVER DO

- Fire and electricity are both very useful. But, they can be very dangerous if not used properly.
- Never play with matchsticks, electrical wires or sockets.



- **Knives, scissors and tools are used in every home. But, we have to be careful with them. If we are not careful, we can get hurt.**



- **Ask an adult how to use them. Always use them in the presence of an adult.**



# BE SAFE

- When you get hurt it pains. You will not get hurt if you are careful. Other people will also not get hurt.
- **SO BE CAREFUL AND BE SAFE!**
- **IMPORTANT:** If someone is hurt call a grown-up at once!



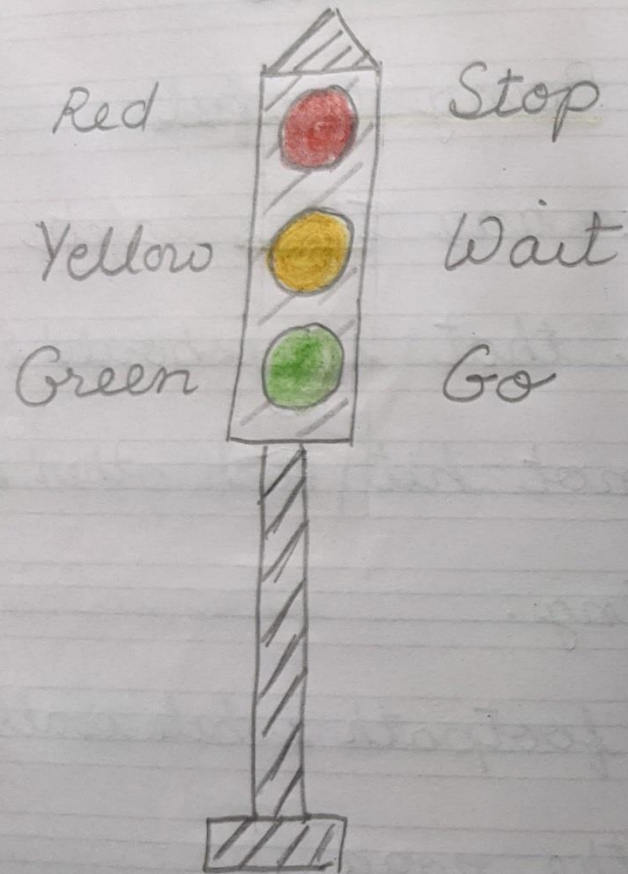
# NOW YOU KNOW THAT.....

- 1) You must always be careful.
- 2) If someone is hurt call a grown-up at once.



- **NOTE- READ LESSON – 15 (PAGES 55 & 56) AND REVISE THE EXERCISES AT THE END OF THE LESSON (PAGES 57 & 58).**

# Traffic Lights



Class work

Safety First

## Traffic Lights

1. Red light says stop.
2. Yellow light says wait.
3. Green light says go.

## Exercises

A. ✓ if right. ✗ if wrong.

1. We must run on the road. \_\_\_\_\_
2. We must call a grown-up if someone is hurt. \_\_\_\_\_
3. We must go with a grown-up to swim. \_\_\_\_\_
4. We must play with fire. \_\_\_\_\_
5. We must play on the road. \_\_\_\_\_

B. Finish the word.

1. Something safe to walk on : f \_ \_ t p a \_ \_
2. A striped thing to cross on : z \_ b \_ \_  
c \_ \_ s \_ i \_ \_
3. Stand in this when you  
wait for a bus : l \_ \_ \_
4. Never play with these : s h \_ \_ \_ things,  
m \_ t c \_ \_ s and  
e \_ e c \_ \_ i \_ \_ \_ l thing
5. Never do this when you play : f \_ g \_ \_
6. A nice place to play in : p a \_ \_

## Exercises

A. ✓ if right. ✗ if wrong.

1. We must run on the road. X
2. We must call a grown-up if someone is hurt. ✓
3. We must go with a grown-up to swim. ✓
4. We must play with fire. X
5. We must play on the road. X

B. Finish the word.






1. Something safe to walk on : f o o t p a t h
2. A striped thing to cross on : z e b r a  
c r o s s i n g
3. Stand in this when you  
wait for a bus : l i n e
4. Never play with these : s h a r p things,  
m a t c h e s and  
e l e c t r i c a l thing
5. Never do this when you play : f i g h t
6. A nice place to play in : p a t h



# Just for fun!

## 1 The Traffic Lights

Read the poem.

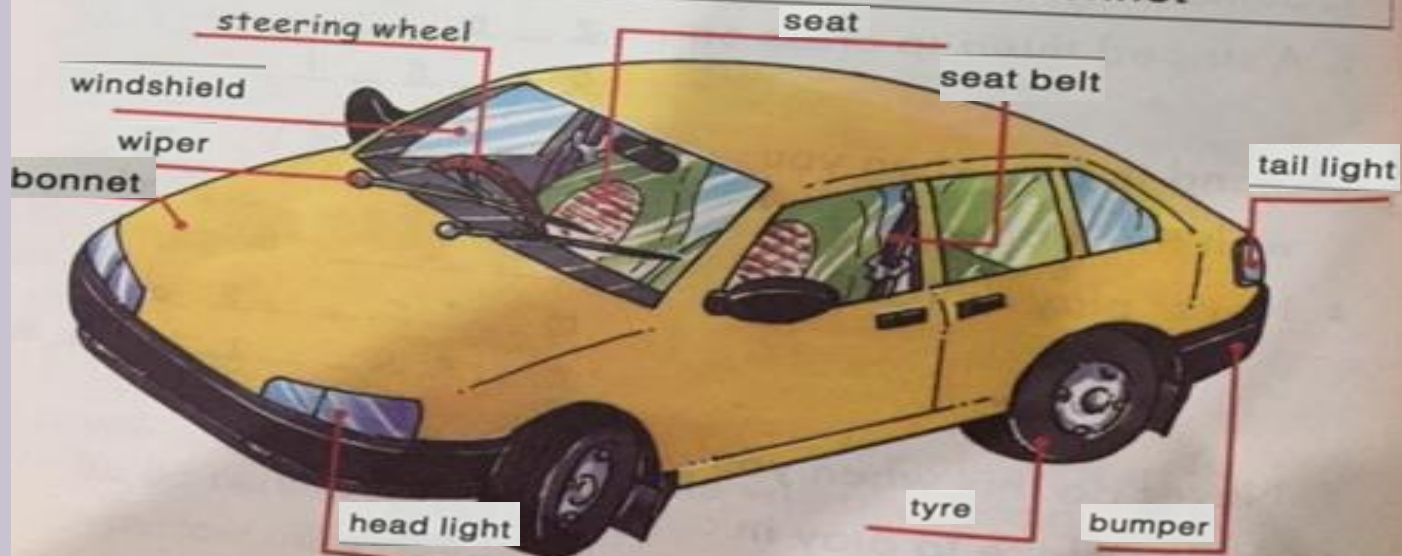
-  **STOP!** says the red light
-  **GO!** says the green
-  **SLOW DOWN!**
-  Says the yellow one
-  Shining in between.



## 2 Car Parts

Write these words in the correct place.




tyre windshield wiper seat seat belt steering wheel  
bumper head light tail light mirror bonnet



# Just for fun!

## 1 The Traffic Lights

Read the poem.

 **STOP!** says the red light  
 **GO!** says the green  
 **SLOW DOWN!**  
Says the yellow one  
Shining in between.



## 2 Car Parts

Write these words in the correct place.

tyre windshield wiper seat seat belt steering wheel  
bumper head light tail light mirror bonnet





© Designalike